

The **NEW** 3M™ Imprint™ II Monophase Impression Material System

Experience exceptional extrusion power. And much more.

Introducing the **NEW** 3M™ Imprint™ II Monophase Impression Material System.

From 3M Dental comes this reliable one-phase impression material that gets the job done consistently by producing accurate impressions quickly and easily. You can trust 3M to make such a claim: Having been in the impression material business for close to 15 years, we know your demands and continue to respond.

The system fulfills on the promises of ease of use – due to its dispensing system and simple technique – plus excellent handling properties, accuracy and customer support.

These features add up to a product that provides the most essential element when making impressions: **Reliability**.



Quick and easy to use

- Dimensionally stable VPS chemistry
- One minute oral working time
- Four minutes oral set time

All the properties you need in one product

Impressions are accurate and distortion-free when using Imprint II Monophase impression material. You experience enough rigidity to allow for tray support; yet, you'll also see the material is flexible enough for easy removal. Combine all this with high tear resistance and easy separation from stone models and you've fulfilled your impression material wish list.

3M™ Dispenser, Type HP: An industry leader

You'll be hard pressed to find a product that beats Imprint II Monophase impression material in ease of dispensing. It's extruded through the 3M™ Dispenser, type HP, one of 3M Dental's crown jewels amongst its impression material products.

This state-of-the-art dispenser provides *more extrusion power* than the previous dispenser, which helps to minimize hand fatigue. And the dispenser is 100 percent steam autoclavable.

3M Imprint: A name to trust

When choosing an impression material, what's most important to you? Patient satisfaction. Less chair time. The best-fitting prosthesis possible ... because success isn't only in making the impression, but everything that happens afterward.

Trust the **3M Imprint** name, which has been an important contributor to the dental industry for nearly a decade. Imprint impression products have received excellent independent ratings and continue to be market leaders throughout the world.

Reliability, quality, consistency are behind every Imprint impression product, which now includes Imprint II Monophase impression material. Why gamble with anything else?



3M *Reliability*

3M IMPRINT II MONOPHASE IMPRESSION MATERIAL TECHNIQUE



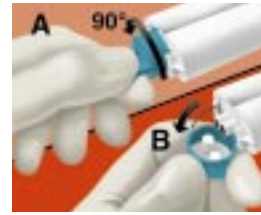
Apply 3M Tray Adhesive; dry a minimum of 5 minutes.



Locate the V-Notch on the cartridge flange. The V-Notch must be facing down as the cartridge is loaded into the dispenser.



Insert the cartridge flange directly behind the retainers on the dispenser and close the cartridge lock.



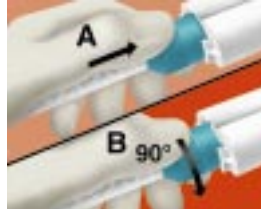
To remove the cartridge cap, rotate it 90° in a counter-clockwise direction (A). With firm pressure, tilt the cap downward and peel it away from the cartridge (B).



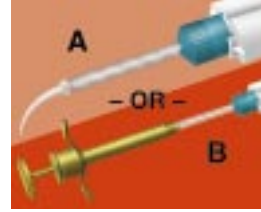
Bleed the cartridge.



Locate and align the V-Notch on the mix tip with the V-Notch between the cartridge barrels.



To attach the mix tip, hold the mix tip collar and push firmly to ensure that it is flush with the cartridge (A). Next, rotate the collar 90° in a clockwise direction to its locked position (B).



Attach an intraoral tip to the monophasic material mix tip (A) or load an intraoral syringe (B).



Fill the tray with Imprint II Monophasic Material.



Syringe monophasic material around the clean, dry tooth preparation(s). **Intraoral Working Time: 1 minute.**



Slowly seat the tray in the mouth. **The tray must be seated within 1 minute of the start of oral syringing and within 2 minutes of the start of tray filling.**



Immobilize the tray using passive pressure. **Oral Setting Time: 4:00 minutes.**



Remove the impression, rinse, dry and disinfect. The stone model may be poured after 30 minutes.

Please refer to instructions for more detailed information as well as precautionary and warranty information.

Ordering information

- 9381 3M™ Imprint™ II Monophasic Impression Material**
- 4 – 48ml cartridges of Imprint II monophasic impression material
 - 12 large mixing tips, type HP
 - Technique cards
- 9381B 3M™ Imprint™ II Monophasic Impression Material**
- 10 – 48ml cartridges of Imprint II monophasic impression material
 - 24 large mixing tips, type HP
 - Technique cards

- 9374 3M Dispenser, type HP**
- 9375L 3M Mixing Tips, type HP**
- 48 tips, large (6.5mm)
- 9376L 3M Intraoral Tips, type HP**
- 96 tips, large (6.5mm)
- 9377 3M Replacement Plunger, type HP**

3M Technical Hotline: 1-800-634-2249

3M Dental Products Web Site: <http://www.3M.com/dental>



Dental Products

3M Center, Building 275-2SE-03
St. Paul, MN 55144-1000



Recycled paper
40% pre-consumer
10% post-consumer

Printed in the U.S.A.

© 3M, 1999.
70-2009-2111-5